

# Compare school and college performance in England

BETA Your [feedback](#) will help us improve this service.

[Back to school overview](#)

[Search](#)

[My schools](#)

0

School performance data for the 2022/23 academic year should be used with caution given the ongoing impacts of the COVID-19 pandemic, which affected individual schools and pupils differently.

[Read more](#)

Academy converter

## Burlescombe Church of England Primary School

Ages 4 to 11 • Mixed sex

### Primary

This page shows [final](#) results data for pupils who completed [key stage 2](#) in the summer of 2023. These figures were published in April 2024.

### Progress score in reading, writing and maths

The academic progress that pupils make from the end of key stage 1 to the end of key stage 2.

#### Reading

The banding for this school is 'average' because the confidence interval spans both above and below 0.

Banding	<b>AVERAGE</b>
Score	0.4
Confidence interval	-3.9 to 4.8

#### Writing

The banding for this school is 'well above average' because the score is greater than or equal to 2.9, and the entire confidence interval is above 0.

Banding	<b>WELL ABOVE AVERAGE</b>
Score	4.3
Confidence interval	0.1 to 8.5

#### Maths

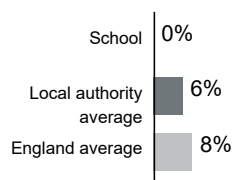
The banding for this school is 'average' because the confidence interval spans both above and below 0.

Banding	<b>AVERAGE</b>
Score	-2.3
Confidence interval	-6.4 to 1.8

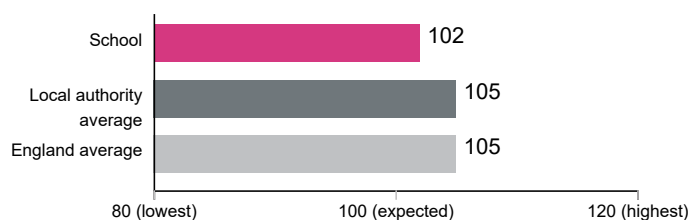
## Pupils meeting expected standard in reading, writing and maths ?



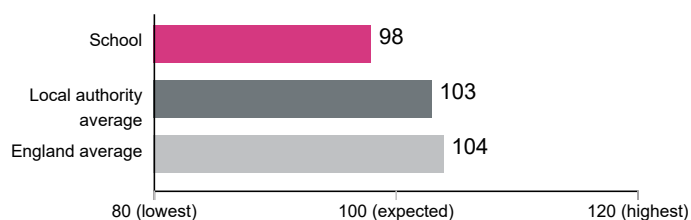
## Pupils achieving at a higher standard in reading, writing and maths ?



## Average score in reading ?



## Average score in maths ?



### Additional measures >

### Results by pupil characteristics >

## About this data

### ▼ Abbreviations

- LOWCOV = Low coverage: Shown for the 'value added' measure and coverage indicator where schools have less than 50% of pupils included in calculation of the measure
- NA = Not applicable: Figures are either not available for the year in question, or the data field is not applicable to the school or college
- NE = No entries: The school or college did not enter any pupils or students for the qualifications covered by the measure.

For a multi-academy trust, the schools or colleges eligible for inclusion in the trust's performance measures, did not enter any pupils or students for the qualifications covered by the measure

- NEM = No entries: We suppress multi-academy trust (MAT) figures if the MAT has fewer than three schools/colleges with eligible pupils or students in this measure, or where there are 5 or fewer pupils or students covered by the measure.
- NEW = New school or college
- NP = Not published: For example, we do not publish Progress 8 and prior attainment data for independent schools and independent special schools as these schools are not required to enter pupils for key stage 2 national curriculum tests and assessments. Breakdowns by disadvantaged and other pupils are also not available for independent schools, independent special schools and non-maintained special schools
- RE = Redacted: We redact these figures if they do not allow the calculation of a reliable estimate and therefore don't provide a fair measure of performance. For transparency, we publish the headline information for these providers separately in the national achievement rates tables.
- SN = Small number: The number is subject to rounding and is less than 3
- SP = Small percentage: The percentage is subject to rounding and is between 0% and 0.5%
- SUPP = Suppressed: In certain circumstances we will suppress an establishment's data. This is usually when there are 5 or fewer pupils or students covered by the measure. We avoid making these figures public to protect individual privacy. We may also suppress data on a case-by-case basis.

For a multi-academy trust, we will suppress data when there are 5 or fewer pupils or students, covered by the measure, in total across the establishments eligible for inclusion in the trusts performance measures.

- SUPPM = Suppressed: We suppress multi-academy trust (MAT) figures if the MAT has fewer than three schools/colleges with eligible pupils or students in this measure, or where there are 5 or fewer pupils or students covered by the measure.
- -- = Null: Figures are either not available for the year in question, or the data field is not applicable to the school or college.
- NELIG = Not Eligible: The school, college or multi-academy trust (MAT) was not eligible for inclusion in MAT performance measures in accordance with the rules\* on MAT eligibility.

[KS2: \(Page 12\)](#)

[KS4: \(Page 31\)](#)

[16-18: \(Page 69\)](#)

- SUPPMAT = Suppressed MAT: In addition to suppression outlined in SUPP. A multi-academy trust will additionally have its data suppressed for a particular measure if exactly one of the establishments, eligible for inclusion in the trusts performance measures, has its data suppressed. This is to avoid multi-academy trust data inadvertently undoing suppression applied to an establishment.

#### ▼ [Further guidance](#)

Read the [guidance about using the school performance tables](#).

Read more information about the [key stages and the national curriculum](#).

