

**Resource 8a (page 1 of 4)  
Egyptian Hieroglyphics: Sourcework**

**Image A**




Image: The Metropolitan Museum of Art

**Stela of King Intef II Wahankh  
2108–2059 B.C.**



Resource 8a (page 2 of 4)  
Egyptian Hieroglyphics: Sourcework

Image B




Image: Art Museum/Art.com


Sarcophagus of Harkhebit  
595–526 BC





Resource 8a (page 3 of 4)  
Egyptian Hieroglyphics: Sourcework

Image C



by AP/Wide World Photos/Getty Images

**Stela of the Gatekeeper Maati**  
2051–2030 B.C.



Resource 8a (page 4 of 4)  
Egyptian Hieroglyphics: Sourcework

Image D



Image: Met. Museum, Denver

Writing board of an apprentice scribe  
2030 B.C.



**Resource 8b**  
**Cartouche Template**



**Write your name in hieroglyphic symbols inside the cartouche.**





Resource 8c  
Hieroglyphics Key

Use the key to help you translate words into hieroglyphic symbols.



<b>A</b> 	<b>B</b> 	<b>C</b> 	<b>D</b> 	<b>E</b> 	<b>F</b> 	<b>G</b> 
<b>H</b> 	<b>I</b> 	<b>J</b> 	<b>K</b> 	<b>L</b> 	<b>M</b> 	<b>N</b> 
<b>O</b> 	<b>P</b> 	<b>Q</b> 	<b>R</b> 	<b>S</b> 	<b>T</b> 	<b>U</b> 
<b>V</b> 	<b>W</b> 	<b>X</b> 	<b>Y</b> 	<b>Z</b> 	<b>Beware!</b> Some symbols are used for more than one letter!	

*Tip: Hieroglyphic writing can be read from left to right (like this sentence), right to left or top to bottom! Sometimes looking at which way the people or animals are facing gives a clue about which way to read it.*

